


# Tutorial on Lalamove Webhook

Lalamove Developers  
May 2023



# Objectives

- This deck explains the details of Lalamove's webhook in Sandbox and Production
- We use  **webhook.site** to demonstrate the idea
- We will demonstrate 2 ways of setting up the webhook:
  - Through API, OR
  - Through Partner Portal

# Setup Option 1: API

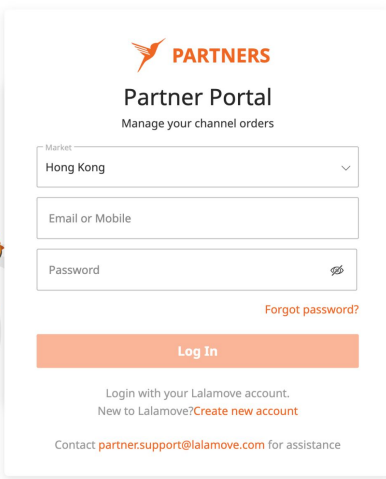

- Call PATCH /v3/webhook:
  - Set the URL depending on the environment that you are currently configuring, i.e:
    - Sandbox: <https://rest.sandbox.lalamove.com/v3/webhook>
    - Production: <https://rest.lalamove.com/v3/webhook>
  - Include your Webhook URL in the body:

```
{
  "data": {
    "url": "YOUR_WEBHOOK_URL"
  }
}
```

- Make sure your Webhook URL is sending '200' to our requests

# Setup Option 2: Partner Portal

1. Navigate to [partnerportal.lalamove.com](https://partnerportal.lalamove.com)
2. Select the market that you are granted access
3. Login with the provided credentials



The screenshot shows the Lalamove Partner Portal login interface. At the top, it features the 'PARTNERS' logo and the text 'Partner Portal' and 'Manage your channel orders'. Below this is a 'Market' dropdown menu currently set to 'Hong Kong'. There are input fields for 'Email or Mobile' and 'Password'. A 'Forgot password?' link is located below the password field. A large orange 'Log In' button is positioned below the input fields. At the bottom, there is a message: 'Login with your Lalamove account. New to Lalamove? [Create new account](#)'. A contact email 'partner.support@lalamove.com' is provided for assistance. A small orange circular icon with a white 'E' is visible in the bottom right corner of the page.

# Setup Option 2: Partner Portal


1. API credentials, commonly known as **key** AND **secret**
2. Go to Lalamove' Partner Portal ([partnerportal.lalamove.com](https://partnerportal.lalamove.com))
  - o Choose either environment (Sandbox or Production)



3. For demonstration, we will use the Sandbox environment

# Setup Option 2: Partner Portal

4. Click “Developers” at the header bar



5. Enter the Webhook URL, click “Save”

(We use webhook.site for the demonstration)

6. Adjust the Webhook Version as preferred. For this demonstration, we will use 'Version 3'

**Webhook URL** **5**

<https://webhook.site/e44cc811-f4c2-40cd-8507-20d5eca234db?>

[Change](#)

**Webhook Version** **6**

Version 3

# Receiving the webhooks

1. **For initial connection, make sure to send status 200 even when Lalamove doesn't send anything in the body. It is recommended that you send 200 before any complex logic.**
2. Once the connection is successful, make sure to validate the receive Webhook update's signature. (Our Webhook fields are subject to change, so please don't hard code any fields)
3. Whenever there is a status update, our Webhook will try to send **the update 10 times within 24 hour day window**. We will try again with exponential delay in between. By the 10th status update, if we still don't receive any, we will disable the URL. At this point, the client is responsible for going back to Partner Portal to update their Webhook URL.
4. **Our Webhooks may not be sent in the right chronological order, so please make sure to sort them in the right order based on the timestamp after you've received them**
5. You can also check the Webhook Attempts through Webhook Tab in Partner Portal

**Webhook attempts**  
Attempts to send an event to your endpoint in the past 7 days

All ▾

	EVENT TYPE	EVENT ID	CREATED
⋮ Succeeded ✓	ORDER_STATUS_CHANGED	0E6865B0-D7F2-758B-34FE-F9A54113A062	2022-04-22 10:27:58

HTTP status code 200

Request to your endpoint

```
{ 7 items
  "apiKey": "pk_test_c98241026e7b9a0b14ca5d6c8c7b4b9b"
  "timestamp": 1650594477
```



CONFIDENTIAL

Tutorial on Lalamove Webhook (Sep 2021)

```
HTML < CSS
1 <script src="https://cdn.bootcdn.net/ajax/libs/crypto-js/4.0.0/crypto-js.min.js"></script>

JavaScript + No-Library (pure JS) Tidy
1 const WEBHOOK_INFO = {
2   apiKey: "1650596988",
3   timestamp: "1650596988",
4   signature: "9e7fa131566805e8b37635745fb99c548970b4794ff6f087cfaddc83a0cdae91",
5   eventId: "1E7FD34C-E699-C7A9-6534-98D2152AEF04",
6   eventType: "DRIVER_ASSIGNED",
7   eventVersion: "v3",
8   data: {
9     order: {
10       orderId: "151790302296"
11     },
12     driver: {
13       driverId: "79973",
14       name: "TestDriver 88888",
15       phone: "+85288888888",
16       plateNumber: "VP7815702",
17       photo: ""
18     },
19     location: {
20       "lat": 22.57583004,
21       "lng": 114.0551593
22     },
23     updatedAt: "2022-04-22T11:09.00Z"
24   }
25 };
26
27 const API_KEY = "1650596988";
28 const API_SECRET = "1650596988"; // 2
29 // need replace it to your own api secret
30 const HTTP_VERB = "POST"; // hard code
31 const PATH = "/e44cc811-f4c2-40cd-8507-20d5eca234db"; // the path of you webhook url
32 const BODY = JSON.stringify(WEBHOOK_INFO.data);
33
34 const rawSignature = `${WEBHOOK_INFO.timestamp}\r\n${HTTP_VERB}\r\n${PATH}\r\n\r\n${BODY}`;
35
36 const SIGNATURE = CryptoJS.HmacSHA256(rawSignature, API_SECRET).toString();
37
38 const verifyResult = SIGNATURE === WEBHOOK_INFO.signature;
39
40 console.log(verifyResult);

verifyResult: true
4
```

- [Link to the code](#)



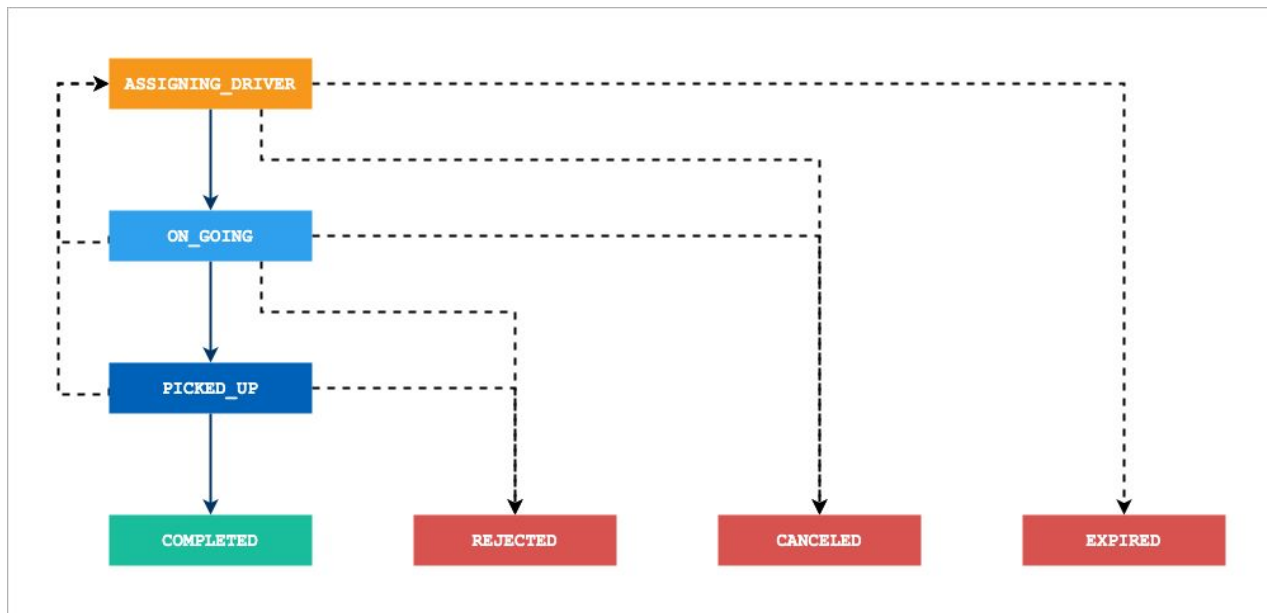
# When will Lalamove push message to your webhook?

8. You will receive a webhook push if any of the followings happen to your orders:
- a. Status Change (`ORDER_STATUS_CHANGED`)
  - b. Driver Assigned (`DRIVER_ASSIGNED`)
  - c. Order Amount Changed (`ORDER_AMOUNT_CHANGED`) i.e: Priority fee added
  - d. Order Replaced (`ORDER_REPLACED`)
  - e. Wallet Balance Changed (`WALLET_BALANCE_CHANGED`)
  - f. Order Edited (`ORDER_EDITED`)

# Status Change (ORDER\_STATUS\_CHANGED)

ORDER\_STATUS\_CHANGED has 7 different statuses

- a. ASSIGNING\_DRIVER
- b. ON\_GOING
- c. PICKED\_UP
- d. COMPLETED
- e. EXPIRED
- f. CANCELED
- g. REJECTED



# General Updates in V3

- New `eventType`: Driver Assigned (`DRIVER_ASSIGNED`) and Order Edited (`ORDER_EDITED`) are added
- `eventVersion` field is populated based on the Webhook version in Partner Portal
- `updatedAt` is taken is placed right under `data` section
- For `ORDER_STATUS_CHANGED`
  - `id` is updated to become `orderId` to align with V3 API specification.
  - `city` is updated to become `market` to align with V3 API specification.
  - `createdAt` and `scheduleAt` are added to `order`.

# ORDER\_STATUS\_CHANGED

# ORDER\_STATUS\_CHANGED: ASSIGNING\_DRIVER (v3)

```
{
  "apiKey": "pk_test_c98241026e7b9a0b14ca5d6c8c7b4b9b",
  "timestamp": 1650553157,
  "signature": "571f1aa89dd301c1ab78e2e26aefb3cb4e9767ba0b35c6d31b4704fbb1615f15",
  "eventId": "06F6465C-9E9D-630D-2138-4EDD1174CEAA",
  "eventType": "ORDER_STATUS_CHANGED",
  "eventVersion": "v3",
  "data": {
    "order": {
      "orderId": "153590306286",
      "market": "HK_HKG",
      "driverId": "",
      "shareLink": "https://share.sandbox.lalamove.com/?HK100220421225917404910010098642208&lang=zh_HK&source=api_wrapper&sign=d195ceab8afa788ac9d757c4edab22bc",
      "status": "ASSIGNING_DRIVER",
      "previousStatus": "",
      "createdAt": "2022-04-21T22:59.00Z",
      "scheduleAt": "2022-04-21T22:58.00Z"
    },
    "updatedAt": "2022-04-21T22:59.00Z"
  }
}
```

# ORDER\_STATUS\_CHANGED: ON\_GOING (V3)

```
{
  "apiKey": "pk_test_c98241026e7b9a0b14ca5d6c8c7b4b9b",
  "timestamp": 1650553235,
  "signature": "bae5523bfac2925ca8c02e66a08f9d8b333b5bedd5338479fc118d1e37447d4d",
  "eventId": "9F8CFF06-27D1-F6E8-49CA-8A54E4317EDD",
  "eventType": "ORDER_STATUS_CHANGED",
  "eventVersion": "v3",
  "data": {
    "order": {
      "orderId": "153590306286",
      "market": "HK_HKG",
      "driverId": "79973",
      "shareLink": "https://share.sandbox.lalamove.com/?HK100220421225917404910010098642208&lang=zh_HK&source=api_wrapper&signature=d195ceab8afa788ac9d757c4edab22bc",
      "status": "ON_GOING",
      "previousStatus": "ASSIGNING_DRIVER",
      "createdAt": "2022-04-21T22:59.00Z",
      "scheduleAt": "2022-04-21T22:58.00Z"
    },
    "updatedAt": "2022-04-21T23:00.00Z"
  }
}
```

# ORDER\_STATUS\_CHANGED: PICKED\_UP (v3)

```
{
  "apiKey": "pk_test_c98241026e7b9a0b14ca5d6c8c7b4b9b",
  "timestamp": 1650553585,
  "signature": "06accd20a4a37c9de499d5457c426f33e15df5952b0f3b6ecc50df9e924245ca",
  "eventId": "494AC431-23F0-3904-EAD7-7073BF6D5049",
  "eventType": "ORDER_STATUS_CHANGED",
  "eventVersion": "v3",
  "data": {
    "order": {
      "orderId": "153590306286",
      "market": "HK_HKG",
      "driverId": "79973",
      "shareLink": "https://share.sandbox.lalamove.com/?HK100220421225917404910010098642208&lang=zh_HK&source=api_wrapper&signature=d195ceab8afa788ac9d757c4edab22bc",
      "status": "PICKED_UP",
      "previousStatus": "ON_GOING",
      "createdAt": "2022-04-21T22:59.00Z",
      "scheduleAt": "2022-04-21T22:58.00Z"
    },
    "updatedAt": "2022-04-21T23:06.00Z"
  }
}
```

# ORDER\_STATUS\_CHANGED: COMPLETED (v3)

```
{
  "apiKey": "pk_test_c98241026e7b9a0b14ca5d6c8c7b4b9b",
  "timestamp": 1650553589,
  "signature": "2a424fc008c3aad5622b95ae4bceb2e5aeb6e81e6796563a0fc78ef86a4ee611",
  "eventId": "305B2D77-C4EA-FC74-9206-B1C1B5B0C5B8",
  "eventType": "ORDER_STATUS_CHANGED",
  "eventVersion": "v3",
  "data": {
    "order": {
      "orderId": "153590306286",
      "market": "HK_HKG",
      "driverId": "79973",
      "shareLink": "https://share.sandbox.lalamove.com/?HK100220421225917404910010098642208&lang=zh_HK&source=api_wrapper&sig
n=d195ceab8afa788ac9d757c4edab22bc",
      "status": "COMPLETED",
      "previousStatus": "PICKED_UP",
      "createdAt": "2022-04-21T22:59.00Z",
      "scheduleAt": "2022-04-21T22:58.00Z"
    },
    "updatedAt": "2022-04-21T23:06.00Z"
  }
}
```



# ORDER\_STATUS\_CHANGED: EXPIRED (v3)

```
{
  "apiKey": "pk_test_c98241026e7b9a0b14ca5d6c8c7b4b9b",
  "timestamp": 1650530949,
  "signature": "c7da879be1144055ad87d5f2598b1a919d48cab43d4a3cccefd9ad421fac61b6",
  "eventId": "ECB1D9E7-EAAF-925E-0757-748B0A14EDC1",
  "eventType": "ORDER_STATUS_CHANGED",
  "eventVersion": "v3",
  "data": {
    "order": {
      "orderId": "155490308236",
      "market": "HK_HKG",
      "driverId": "",
      "shareLink": "https://share.sandbox.lalamove.com/?HK100220421161458370910010087364673&lang=zh_HK&source=api_wrapper&signature=fbc49601a3bef89c7a50792adb772bc4",
      "status": "EXPIRED",
      "previousStatus": "ON_GOING",
      "createdAt": "1970-01-01T08:00.00Z",
      "scheduleAt": "2022-04-21T16:14.00Z"
    },
    "updatedAt": "2022-04-21T16:49.00Z"
  }
}
```

# ORDER\_STATUS\_CHANGED: CANCELED (v3)

```
{
  "apiKey": "pk_test_c98241026e7b9a0b14ca5d6c8c7b4b9b",
  "timestamp": 1650560644,
  "signature": "12a65bc5232550213f824986ade7e537c7cc1e1c77f72e3767ff93001108f81d",
  "eventId": "B7C0FFBC-4AF0-2595-4564-F7AE0228AAE1",
  "eventType": "ORDER_STATUS_CHANGED",
  "eventVersion": "v3",
  "data": {
    "order": {
      "orderId": "159690308216",
      "market": "HK_HKG",
      "driverId": "",
      "shareLink": "https://share.sandbox.lalamove.com/?HK100220422010355309910010073062883&lang=zh_HK&source=api_wrapper&signature=2060f8858ff2665c829c842b0f820da7",
      "status": "CANCELED",
      "previousStatus": "ASSIGNING_DRIVER",
      "createdAt": "2022-04-22T01:03.00Z",
      "scheduleAt": "2022-04-22T01:03.00Z",
      "cancelParty": "USER",
      "cancelReason": "other"
    },
    "updatedAt": "2022-04-22T01:04.00Z"
  }
}
```

- `cancelParty` are added to `order`.

# ORDER\_STATUS\_CHANGED: REJECTED (v3)

```
{
  "apiKey": "pk_test_c98241026e7b9a0b14ca5d6c8c7b4b9b",
  "timestamp": 1650560079,
  "signature": "286cf3aaeaa89b7d11937d338ec98691cdbd9e4850ddeabcd57fc763ab766bd7",
  "eventId": "DB13842C-A769-9835-7D1B-AB13BCCA0538",
  "eventType": "ORDER_STATUS_CHANGED",
  "eventVersion": "v3",
  "data": {
    "order": {
      "orderId": "157690302216",
      "market": "HK_HKG",
      "driverId": "",
      "shareLink": "https://share.sandbox.lalamove.com/?HK100220422004154925910010088503903&lang=zh_HK&source=api_wrapper&signature=08d542efd02c5dcb4d2cfb272f4776c7",
      "status": "REJECTED",
      "previousStatus": "ON_GOING",
      "createdAt": "2022-04-22T00:41.00Z",
      "scheduleAt": "2022-04-22T00:41.00Z"
    },
    "updatedAt": "2022-04-22T00:54.00Z"
  }
}
```

# **DRIVER\_ASSIGNED**

# DRIVER\_ASSIGNED (v3)

```
{
  "apiKey": "pk_test_c98241026e7b9a0b14ca5d6c8c7b4b9b",
  "timestamp": 1650553235,
  "signature": "e649f6f1a14084f7ac764fb7e916b9557bd31531dbf6721baf912b702defcc25",
  "eventId": "9F8CFF06-27D1-F6E8-49CA-8A54E4317EDD",
  "eventType": "DRIVER_ASSIGNED",
  "eventVersion": "v3",
  "data": {
    "order": {
      "orderId": "153590306286"
    },
    "driver": {
      "driverId": "79973",
      "name": "TestDriver 88888",
      "phone": "+85288888888",
      "plateNumber": "VP7815702",
      "photo": ""
    },
    "location": {
      "lat": 22.5758304,
      "lng": 114.0551593
    },
    "updatedAt": "2022-04-21T23:00.00Z"
  }
}
```

- This is a new `updatedAt` introduced in Webhook Version 3
- `updatedAt` is taken out from `order` object to be right under `data` section

# ORDER\_AMOUNT\_CHANGED

# ORDER\_AMOUNT\_CHANGED (v3)

```
{
  "apiKey": "pk_test_c98241026e7b9a0b14ca5d6c8c7b4b9b",
  "timestamp": 1650559334,
  "signature": "3a046d7d7ef8bb6dd8e335f7d554580c3152ee8a400990ab563445ff3167f3e3",
  "eventId": "CE12C111-FA53-3258-14D7-EAABC0DC4028",
  "eventType": "ORDER_AMOUNT_CHANGED",
  "eventVersion": "v3",
  "data": {
    "order": {
      "orderId": "157690302216",
      "market": "HK_HKG",
      "status": "ASSIGNING_DRIVER",
      "price": {
        "currency": "HKD",
        "subTotal": "103",
        "priorityFee": "20",
        "totalPrice": "123"
      }
    },
    "balance": {
      "currency": "HKD",
      "amount": "721"
    },
    "updatedAt": "2022-04-22T00:42.00Z"
  }
}
```

**WALLET\_BALANCE\_CHANGED**



# WALLET\_BALANCE\_CHANGED (v3)

```
{
  "apiKey": "pk_test_c98241026e7b9a0b14ca5d6c8c7b4b9b",
  "timestamp": 1650550936,
  "signature": "4bfa237c9cb7818b107cae9643ffd4f112555aeaa6ca4313d7277ae765705cf1",
  "eventId": "F938A456-83B2-7804-EB14-4B9DBB9E99D6",
  "eventType": "WALLET_BALANCE_CHANGED",
  "eventVersion": "v3",
  "data": {
    "balance": {
      "currency": "HKD",
      "amount": "844"
    },
    "updatedAt": "2022-04-21T22:22.00Z"
  }
}
```

# Cancel-and-Clone

# Cancel-and-Clone

- Currently, Lalamove cancels an old order and creates a new order by cloning when **post-match adjustments** (ex: driver waiting fees) need to be made for API orders.
- Previously clients didn't have an effective way of tracking which new orders were cloned from what.
- To solve this, we have also created Webhook updates for Cancel-and-Clone orders. We will sequentially send updates of two order statuses (Canceled & Assigning) and `ORDER_REPLACED` event to indicate the replacement

# Normal Cancellation

This is what clients would see when they cancel the order themselves

```
{
  "apiKey": "pk_test_c98241026e7b9a0b14ca5d6c8c7b4b9b",
  "timestamp": 1650560644,
  "signature": "12a65bc5232550213f824986ade7e537c7cc1e1c77f72e3767ff93001108f81d",
  "eventId": "B7C0FFBC-4AF0-2595-4564-F7AE0228AAE1",
  "eventType": "ORDER_STATUS_CHANGED",
  "eventVersion": "v3",
  "data": {
    "order": {
      "orderId": "159690308216",
      "market": "HK_HKG",
      "driverId": "",
      "shareLink": "https://share.sandbox.lalamove.com/?HK100220422010355309910010073062883&lang=zh_HK&source=api_wrapper&signature=2060f8858ff2665c829c842b0f820da7",
      "status": "CANCELED",
      "previousStatus": "ASSIGNING_DRIVER",
      "createdAt": "2022-04-22T01:03.00Z",
      "scheduleAt": "2022-04-22T01:03.00Z",
      "cancelParty": "USER",
      "cancelReason": "other" 1
    },
    "updatedAt": "2022-04-22T01:04.00Z"
  }
}
```

1 Note that the **"cancelReason"** is **"other"** (and **doesn't have "remark"** field)

# Step 1: Cancel existing order

```
{
  "apiKey": "pk_test_c98241026e7b9a0b14ca5d6c8c7b4b9b",
  "timestamp": 1650609923,
  "signature": "8f247e5ed1d8adde1e36d52ea4add0cfa3097bdad407862a96c3caab9d3e8428",
  "eventId": "989D7353-1E18-7D01-D2EA-4492335FB083",
  "eventType": "ORDER_STATUS_CHANGED",
  "eventVersion": "v3",
  "data": {
    "order": {
      "orderId": "151890303296",
      "market": "HK_HKG",
      "driverId": "",
      "shareLink": "https://share.sandbox.lalamove.com/?HK100220422144418750910010058995474&lang=zh_HK&source=api_wrapper&sign=4d0fc6ec06602a1b4e7e2216b1b3cb5b",
      "status": "CANCELED",
      "previousStatus": "ON_GOING",
      "createdAt": "2022-04-22T14:44.00Z",
      "scheduleAt": "2022-04-22T14:45.00Z",
      "cancelParty": "LALAMOVE_CUSTOMER_SUPPORT",
      "cancelReason": "Driver was too far away" 1
    },
    "updatedAt": "2022-04-22T14:45.00Z"
  }
}
```

1 Note that it will include the **"cancelledReason"**

## Step 2: Create (Clone) new order

```
{
  "apiKey": "pk_test_c98241026e7b9a0b14ca5d6c8c7b4b9b",
  "timestamp": 1650609968,
  "signature": "933e8aab70325f7117032ffccb57a6dfc0bf2cbab95a2ccc8ddc312eb6634b5b",
  "eventId": "A228619B-4A23-3BA1-E178-D3CD4B68219B",
  "eventType": "ORDER_STATUS_CHANGED",
  "eventVersion": "v3",
  "data": {
    "order": {
      "orderId": "154890304296",
      "market": "HK_HKG",
      "driverId": "",
      "shareLink": "https://share.sandbox.lalamove.com/?HK100220422144607920910010069479855&lang=zh_HK&source=api_wrapper&sign=50940f2a65d07967e96590a1bcbf8374",
      "status": "ASSIGNING_DRIVER",
      "previousStatus": "",
      "createdAt": "2022-04-22T14:46.00Z",
      "scheduleAt": "2022-04-22T14:55.00Z"
    },
    "updatedAt": "2022-04-22T14:46.00Z"
  }
}
```

- 1** Note that there may be several status updates of new order to match the previous order status (ASSINGING\_DRIVER, ON\_GOING, and etc.)

# Step 3: Replacement

```
{
  "apiKey": "pk_test_c98241026e7b9a0b14ca5d6c8c7b4b9b",
  "timestamp": 1650610078,
  "signature": "0165f4a507eca3370582da4c237a506dd14d831c915b9a42a7195e8cd66f7f93",
  "eventId": "A5BFA90E-4578-5028-CD33-28D5315885E0",
  "eventType": "ORDER_REPLACED",
  "eventVersion": "v3",
  "data": {
    "order": {
      "orderId": "154890304296"
    },
    "prevOrderId": "151890303296",
    "updatedAt": "2022-04-22T14:47.00Z"
  }
}
```

# ORDER\_EDITED



# ORDER\_EDITED

- This type of webhook message will be sent once editing has been made to the API order.
- Changes can be made by calling order edit API endpoint or after changes made by our customer representative as requested by the user.
- Aside from the default fields, only the edited objects will be included in the webhook messages. Default fields are:
  - orderID, market, driverId, sharelink, status, previousStatus, createdAt, scheduledAt

# ORDER\_EDITED

In this example, API user edited the drop-off address. Therefore, 'stops' object is included in the message aside from the default fields

```
{
  "apiKey": "pk_test_c98241026e7b9a0b14ca5d6c8c7b4b9b",
  "timestamp": 1685513363,
  "signature": "0b93de3a8e7c4a2a68b313a643ca674c86a6937e5b331909f2be1c053be413b5",
  "eventId": "D21B6511-15EF-033A-7D10-BA5FFA02526A",
  "eventType": "ORDER_EDITED",
  "eventVersion": "v3",
  "data": {
    "order": {
      "orderId": "156000306664",
      "market": "HK_HKG",
      "driverId": "79973",
      "shareLink": "https://share.sandbox.lalamove.com?HK1002305311404183859200100902108926&lang=en_HK&sign=a2c1dc5d7f0642d7904075da818dbe676source=api_wrapper",
      "status": "ON_GOING",
      "previousStatus": "ON_GOING",
      "createdAt": "2023-05-31T14:04.00Z",
      "scheduleAt": "2023-05-31T14:03.00Z",
      "stops": [
        {
          "coordinates": {
            "lat": 22.3354735,
            "lon": 114.1761581
          },
          "address": "Innocentre, 72 Tat Chee Ave, Kowloon Tong",
          "name": "Michal",
          "phone": "38485765"
        },
        {
          "coordinates": {
            "lat": 22.2630804,
            "lon": 114.1308179
          },
          "address": "Microsoft, Cyberport Rd, 薄扶林 Cyberport 1",
          "name": "Michal",
          "phone": "12345679"
        }
      ]
    },
    "updatedAt": "2023-05-31T14:09.00Z"
  }
}
```



CONFIDENTIAL

Tutorial on Lalamove Webhook (Sep 2021)

# Thank you!

Documentation: [developers.lalamove.com](https://developers.lalamove.com)

Questions? Contact [api-support@lalamove.com](mailto:api-support@lalamove.com)